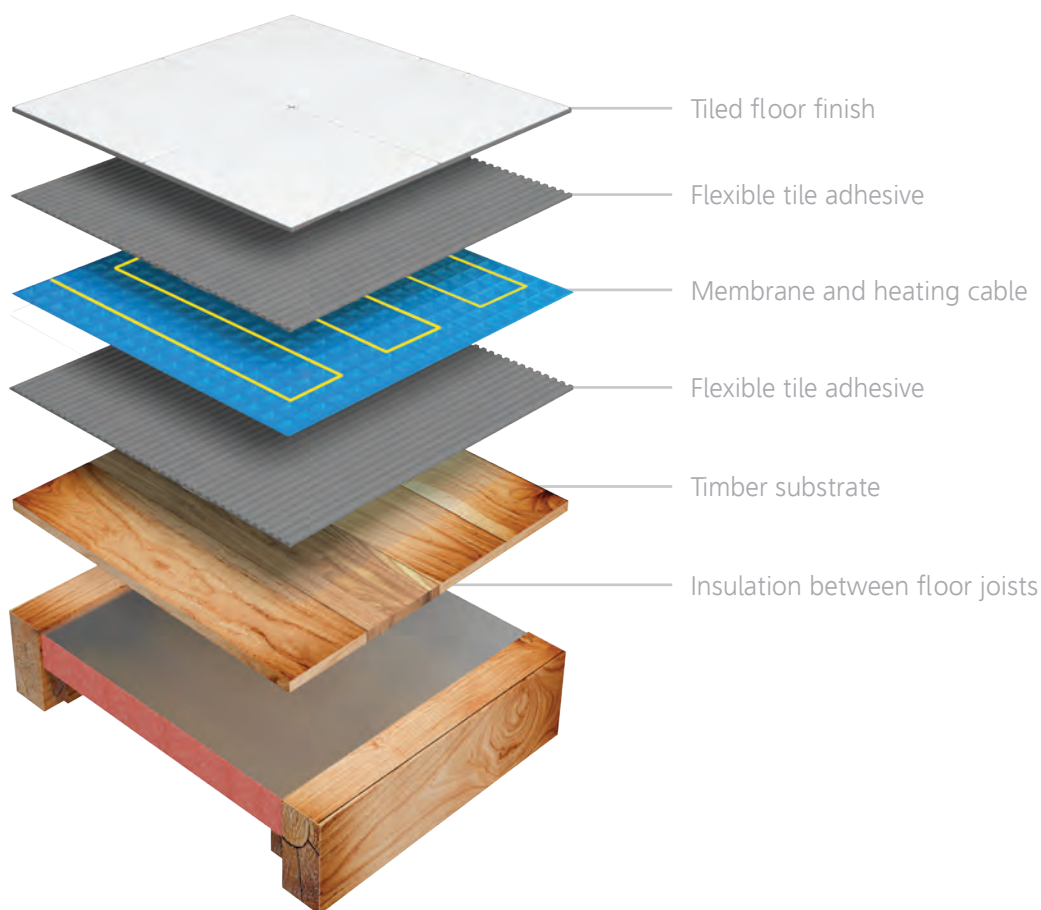


# Our recommended solution

## Timber substrate with a tile finish

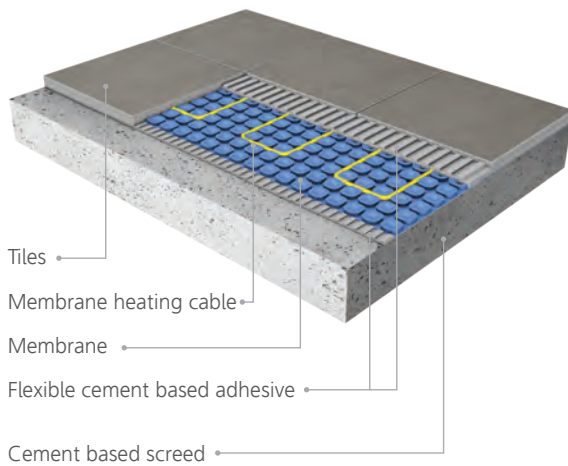
Adds just 5.5mm to a tiled floor build up. Additional timber insulation can be included if required. Tile directly over the membrane with a flexible tile adhesive.



## Other compatible floor build up solutions

ThermoSphere heating and uncoupling membrane is designed for use under tiles and can be installed over a variety of substrates.

### Insulated concrete screed substrate



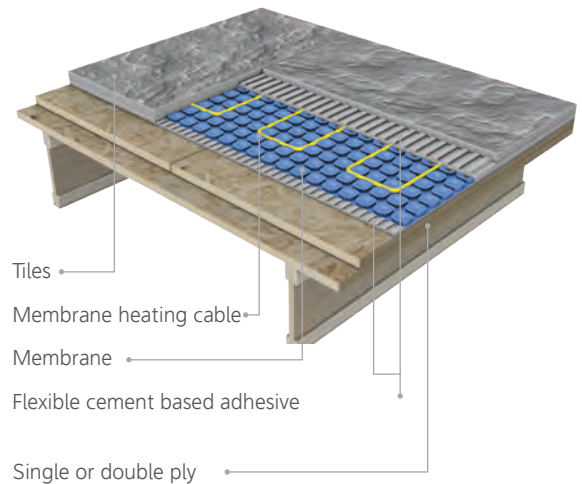
The curing process of concrete screeds can bring about long term form changes in the substrate resulting in

tensions between the substrate and floor finish. These tensions can lead to cracking and delamination.

Concrete expands and contracts at a different rate to tiled finishes such as porcelain, natural stone and granite, and these changes in temperature can also cause stresses and tensions in the floor fabric.

ThermoSphere membrane uncouples the tension between the substrate and tiled finish which allows you to install tiles as soon as the concrete has reached a suitable level of stability.

### Single or double ply over a ceiling void

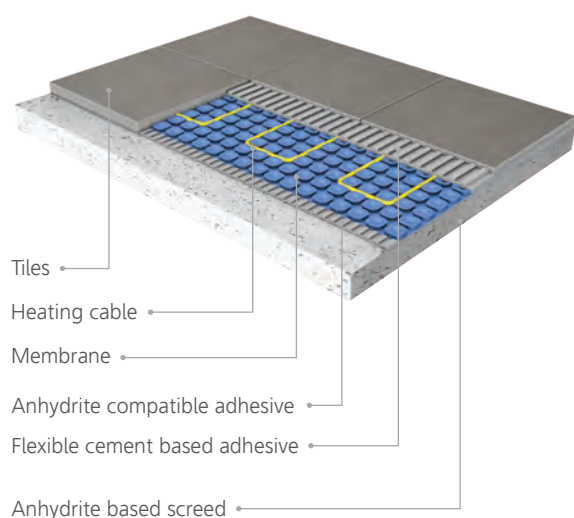


Plywood panels are vulnerable to moisture and large changes in humidity which can cause expansion, contraction, bending and deflection.

As a result the timber structure has a different coefficient of expansion to tiled finishes such as porcelain, natural stone and granite, and these changes can cause stresses and tensions in the floor fabric.

ThermoSphere membrane uncouples the tension between timber substrates and tiled finishes which allows you to install tiles on timber floors without the threat of delamination and cracking.

## Anhydrite based screed installation



Regulations state that anhydrite (calcium sulfate) screeds

must have a residual moisture level below 0.5% before tiling can begin. Failure to observe these guidelines can

result in delamination and detachment of the tiles.

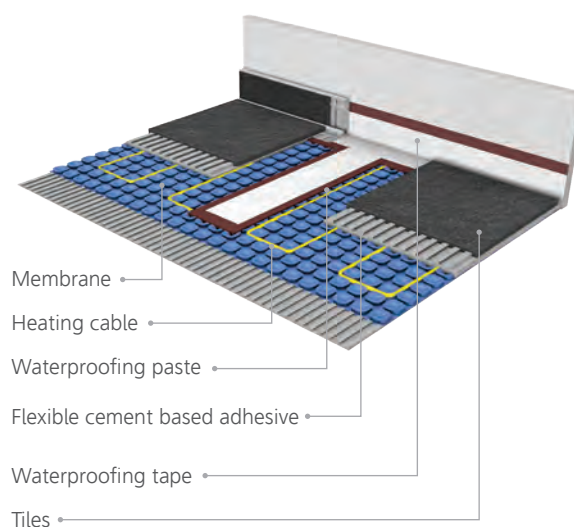
Anhydrite is very sensitive to humidity, has long curing times and expands/contracts at different rates to tiled floor finishes.

When installing ThermoSphere membrane and heating cable, tiles can be laid as soon as the residual moisture level falls below 2%, saving time

and money. ThermoSphere membrane also prevents tensions between

the substrate and floor finish, preventing cracks and delamination issues.

## Heated wetrooms installation



If a timber, concrete or anhydrite screed is exposed to moisture the tile layer above can become damaged and completely delaminate as a result.

Typical areas that require waterproofing include wet rooms, bath tub surrounds and showers. There are also environments where dishwashers, washing machines and water tanks are installed that could benefit from a waterproof floor if they became damaged and leaked.

Waterproofing these areas will help to prevent the delamination of tile coverings in the event of water loss.

Install a layer of ThermoSphere membrane and seal all edges and

penetrations with ThermoSphere sealing tape to create a totally waterproof subfloor.