

Our recommended solution

Engineered timber and laminate floor finishes

Bring the warm feeling to an engineered timber or laminate floor finish with a low floor build up of only 7mm. Extra thermal insulation can be included if required.



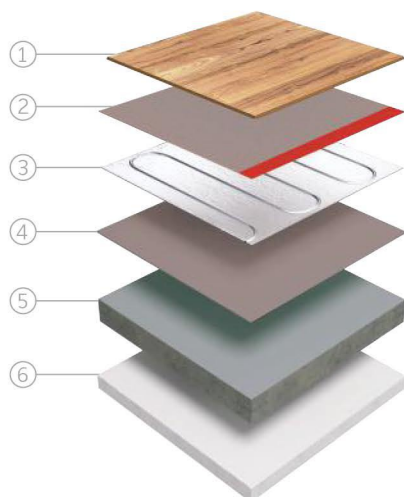
Compatible with ThermoSphere SmartHome Control



Other compatible floor build ups

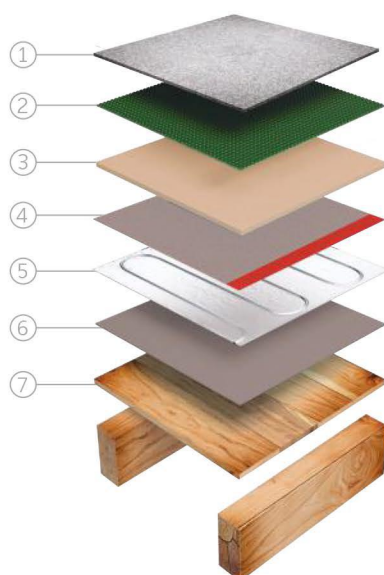
ThermoSphere foil is a versatile system that can be used in many different floor configurations. The most common floor builds up are shown here but please call us if your requirements need special consideration.

1. Engineered timber finish on an insulated screed, floating floor



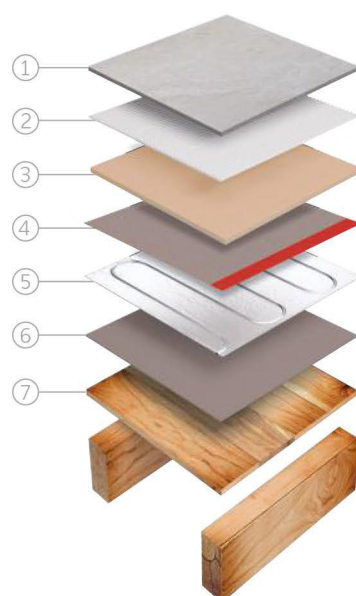
- ① Laminate floor finish
- ② Cushioning overlay
- ③ Heating foil
- ④ Cushioning underlay
- ⑤ Concrete substrate
- ⑥ Substrate insulation

2. Low tog carpet and underlay finish, floating floor



- ① Carpet floor finish
- ② Low tog underlay
- ③ HDF overlay
- ④ Cushioning overlay
- ⑤ Heating foil
- ⑥ Cushioning underlay
- ⑦ Stable timber substrate

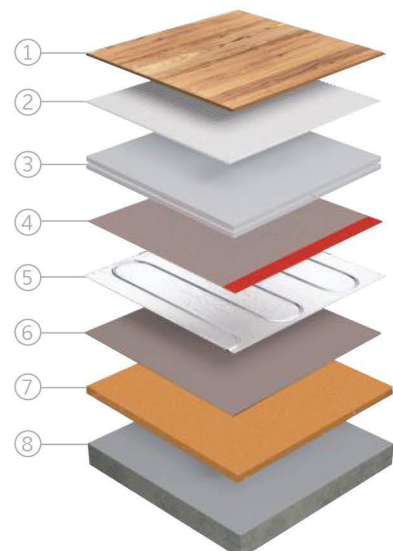
3. Vinyl bonded floor tiles, floating floor



- ① Vinyl tiles
- ② Acrylic adhesive
- ③ HDF Overlay
- ④ Cushioning overlay
- ⑤ Heating foil
- ⑥ Cushioning underlay
- ⑦ Stable timber substrate

Carpet and underlay max combined
Tog rating of 2.5

4. Bonded timber finish and acoustic layer, floating floor



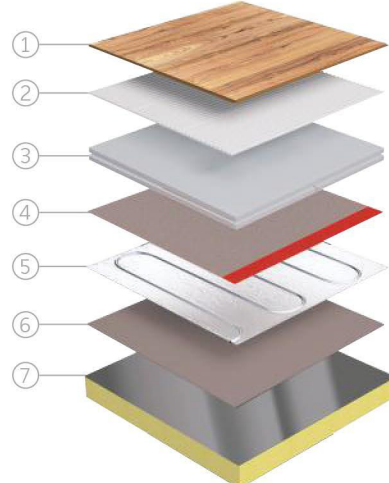
- ① Laminate floor finish
- ② Acrylic adhesive
- ③ Cement board overlay
- ④ Cushioning overlay
- ⑤ Heating foil
- ⑥ Cushioning underlay
- ⑦ Econoboard 21dB
- ⑧ Concrete substrate

5. Fully bonded engineered timber solution



- ① Timber floor finish
- ② Acrylic adhesive
- ③ Heating foil
- ④ Acrylic adhesive
- ⑤ Cushioning underlay
- ⑥ Acrylic adhesive
- ⑦ Stable timber substrate

6. Bonded engineered timber on foil faced insulation



- ① Laminate floor finish
- ② Acrylic adhesive
- ③ Cement board overlay
- ④ Cushioning overlay
- ⑤ Heating foil
- ⑥ Cushioning underlay
- ⑦ Foil faced insulation