


All the benefits of ThermoSphere Membrane now with time-saving self adhesive backing!



LIFETIME WARRANTY

ThermoSphere heating solutions are covered by our lifetime warranty when you register your system online.

## Product Overview

### Save time with a combined underfloor heating and self adhesive uncoupling system

ThermoSphere heating and self adhesive uncoupling membrane is a proven combined electric underfloor heating and uncoupling system. ThermoSphere self adhesive membrane uses a stronger self adhesive layer than any other self adhesive uncoupling system.

You don't need to stick it down to the sub floor with tile adhesive so that saves the time that you would have spent mixing, applying and waiting for the adhesive to cure. It really is a game changer!



Works with the new BT21 Bluetooth Programmable Thermostat



#### Underfloor heating

The membrane is designed to hold ThermoSphere membrane heating cables at variable spacing depending on the required output.



#### Uncoupling layer

Neutralises the stress caused by different rates of expansion and contraction in a tiled floor. This minimises the risk of tile delamination and cracking.



#### Superior vapour management

The studs in the membrane allow water vapour in the substrate to escape effectively. Self adhesive membrane should only be installed over non-porous substrates.



#### Easy waterproofing

A fast and easy way to create a heated wet room. ThermoSphere self adhesive membrane can be installed on floors and sealed with tanking paste.



#### Efficient load distribution


Heavy loads are no problem! The stud structure transfers the load to the sub floor without risking cracks in the floor finish. Suitable for use in high traffic areas.

0800 019 5899  
hello@thermosphere.com  
www.thermosphere.com

ThermoSphere is a trading name of Thermogroup Ltd.



Live well...

## Our recommended Self Adhesive Membrane solution for tile and stone floors



**Not for use over cement coated tile backer boards or coated insulation boards**

### Compatible substrates:

-  Self adhesive membrane is designed to be applied indoors only on plywood and chipboard substrates.
-  Not to be installed over uneven or irregular surfaces such as tile backer boards, insulation boards or bare screed. We recommend that you use regular membrane and tile adhesive for these applications.

## Sticks straight to plywood and chipboard substrates without the need for adhesives

ThermoSphere self adhesive electric underfloor and decoupling heating membrane is quick and easy to install over plywood and chipboard substrates. This overview gives a guide to the basics. Always read the instructions in full before attempting your own installation.



**1**  
Prepare the sub floor  
Sub floor should be stable, smooth, clean, dry and ready for tiling. Plywood is the best sub floor for this product.



**2**  
Lay the membrane  
Roll the self adhesive membrane out over the whole floor. Use a 25KG roller to activate the self adhesive layer and ensure good adhesion with the sub floor.



**3**  
Install the cable  
Press the heating cables into the membrane, in the areas that you want to be heated. Test according to the instructions.



**4**  
Install the tiles  
Use a flexible adhesive to fix your tiled floor finish directly over the self adhesive membrane

Always check with your floor finish manufacturer for suitability of use with floor heating and maximum temperature guidelines.



This is an illustrative guide only. Read the instruction manual that is supplied with every ThermoSphere system, in full, before attempting to install a heating system. Search "ThermoSphere" on YouTube and watch the videos.

# "GAME CHANGER!"

Don't take our word for it. See what one of our ThermoSphere Connect Master Installers thought when he tried it for the first time!

Scan the QR code to watch the video



## ThermoSphere self adhesive membrane

Specify enough self adhesive membrane to cover the whole floor

| Stock Code | Description  | Size    | Unit  |
|------------|--|---------|-------|
| HDM-SA-001 | Self Adhesive Decoupling Membrane 1m <sup>2</sup>  | 1 x 1m  | Panel |
| HDM-015    | Self Adhesive Decoupling Membrane 15m <sup>2</sup> | 15 x 1m | Roll  |

## ThermoSphere heating cables for use with self adhesive membrane

Select a cable to fit inside the heated area only. Use 3 row spacing for 130Wm<sup>2</sup> or 2 row spacing for 195Wm<sup>2</sup>

| Stock Code    | Length (m) | Area 130Wm <sup>2</sup> (m <sup>2</sup> ) | or | Area 195Wm <sup>2</sup> (m <sup>2</sup> ) | Output (W) | Resistance (Ω) |
|---------------|------------|---|----|---|------------|----------------|
| HDMC-012-0150 | 12         | 1.15                                      | or | 0.8                                       | 150        | 352.7          |
| HDMC-018-0225 | 18         | 1.73                                      | or | 1.15                                      | 225        | 235.1          |
| HDMC-025-0300 | 25         | 2.31                                      | or | 1.54                                      | 300        | 176.3          |
| HDMC-031-0375 | 31         | 2.88                                      | or | 1.92                                      | 375        | 141.1          |
| HDMC-037-0450 | 37         | 3.46                                      | or | 2.31                                      | 450        | 117.6          |
| HDMC-050-0600 | 50         | 4.62                                      | or | 3.08                                      | 600        | 88.2           |
| HDMC-061-0750 | 61         | 5.77                                      | or | 3.85                                      | 750        | 70.5           |
| HDMC-075-0900 | 75         | 6.92                                      | or | 4.62                                      | 900        | 58.8           |
| HDMC-100-1200 | 100        | 9.23                                      | or | 6.15                                      | 1200       | 44.1           |
| HDMC-125-1500 | 125        | 11.54                                     | or | 7.69                                      | 1500       | 35.3           |
| HDMC-150-1800 | 150        | 13.85                                     | or | 9.23                                      | 1800       | 29.4           |
| HDMC-200-2400 | 200        | 18.46                                     | or | 12.31                                     | 2400       | 22.0           |